



INSTRUCTIONS D'ASSEMBLAGE
ASSEMBLY INSTRUCTIONS

MONARCH
SPECIALTIES INC.

I 5605Q

LIT -
QUEEN / TISSUS BEIGE

BED -
QUEEN SIZE / BEIGE LINEN

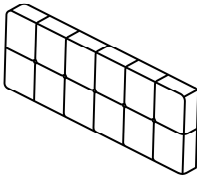
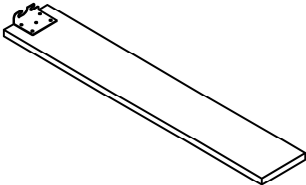
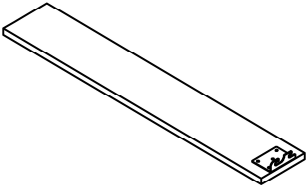
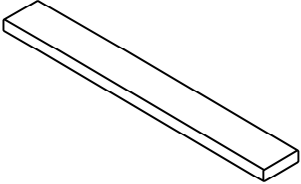
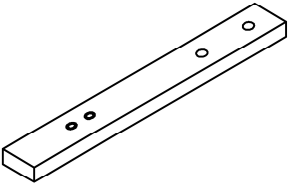


**POUR DE L'ASSISTANCE OU POUR COMMANDER
DES PIÈCES CONTACTEZ NOTRE DÉPARTEMENT
DE SERVICE À LA CLIENTÈLE.**

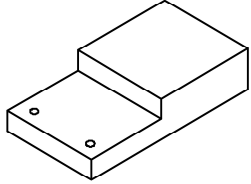
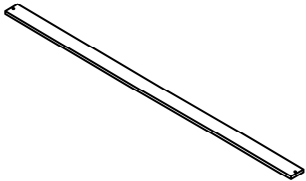
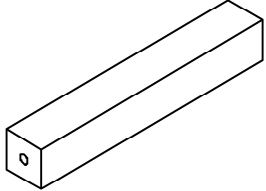
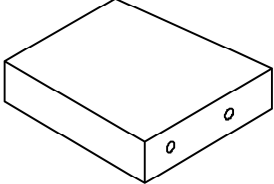
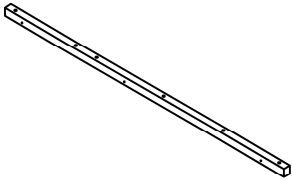
**FOR ASSISTANCE OR TO ORDER PARTS
CONTACT OUR CUSTOMER SERVICE DEPARTMENT**

WWW.MONARCHSERVICE.COM

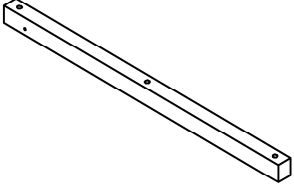
LISTE DES PIÈCES
PARTS LIST

PIÈCE / PART #	IMAGE	DESCRIPTION	QTY / QTÉ
1		HEADBOARD TÊTE DE LIT	1
2		FRONT FACING LEFT SIDE RAIL RAIL DE CÔTÉ GAUCHE	2
3		FRONT FACING RIGHT SIDE RAIL RAIL DE CÔTÉ DROIT	2
4		FOOTBOARD PIED DE LIT	1
5		LEG PATTE	2

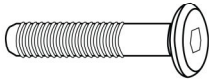
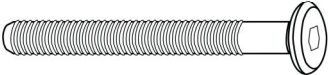
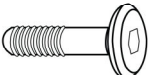
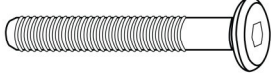
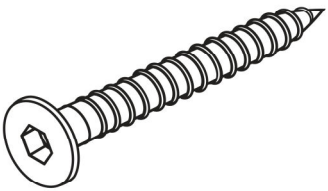
LISTE DES PIÈCES
PARTS LIST

PIÈCE / PART #	IMAGE	DESCRIPTION	QTY / QTÉ
6		SIDE RAIL SUPPORT LEG RAIL DE CÔTÉ PATTE DE SOUTIEN	2
7		SLAT LAMELLE	4
8		SUPPORT LEG PATTE DE SOUTIEN	4
9		WOODEN LEG PATTE EN BOIS	2
10		SUPPORT BAR BARRE DE SOUTIEN	2

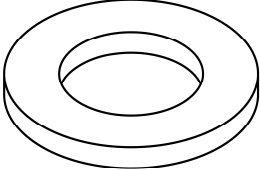
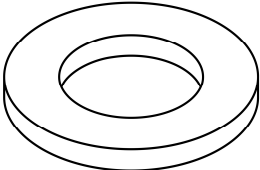


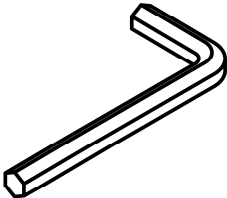
LISTE DES PIÈCES
PARTS LIST

PIÈCE / PART #	IMAGE	DESCRIPTION	QTY / QTÉ
11		SUPPORT BAR BARRE DE SOUTIEN	2

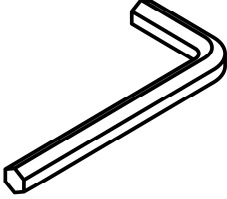
LISTE DES PIÈCES DE MONTAGE
HARDWARE LIST

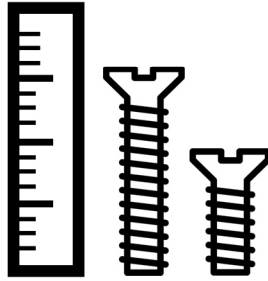
PIÈCE / PART #	IMAGE	DESCRIPTION	QTY / QTÉ
A		ASSEMBLING BOLT - $\text{Ø } 3/8'' \text{ X } 1 \text{ } 3/8''$ BOULON D'ASSEMBLAGE - $\text{Ø } 3/8'' \text{ X } 1 \text{ } 3/8''$	8
B		ASSEMBLING BOLT - $\text{Ø } 3/8'' \text{ X } 4''$ BOULON D'ASSEMBLAGE - $\text{Ø } 3/8'' \text{ X } 4''$	4
C		ASSEMBLING BOLT - $\text{Ø } 3/8'' \text{ X } 3/4''$ BOULON D'ASSEMBLAGE - $\text{Ø } 3/8'' \text{ X } 3/4''$	8
D		ASSEMBLING BOLT - $\text{Ø } 1/4'' \text{ X } 1 \text{ } 3/4''$ BOULON D'ASSEMBLAGE - $\text{Ø } 1/4'' \text{ X } 1 \text{ } 3/4''$	22
E		ASSEMBLING SCREW - $\text{Ø } 1/4'' \text{ X } 1 \text{ } 1/4''$ VIS D'ASSEMBLAGE - $\text{Ø } 1/4'' \text{ X } 1 \text{ } 1/4''$	8

LISTE DES PIÈCES DE MONTAGE
HARDWARE LIST

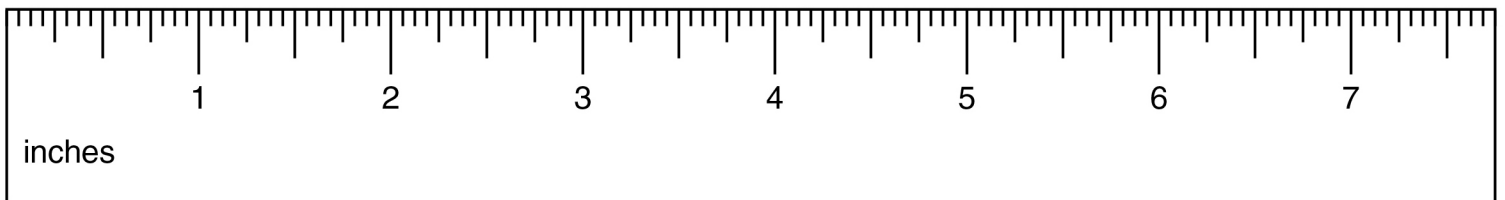
PIÈCE / PART #	IMAGE	DESCRIPTION	QTY / QTÉ
F		METAL WASHER - M8 RONDELLE DE MÉTAL - M8	20
G		METAL WASHER - M6 RONDELLE DE MÉTAL - M6	18
H		LOCK WASHER - M8 ENTRETOISE DE MÉTAL - M8	20
I		LOCK WASHER - M6 ENTRETOISE DE MÉTAL - M6	22
J		HEX KEY - M5 CLÉ HEXAGONALE - M5	1

LISTE DES PIÈCES DE MONTAGE
HARDWARE LIST

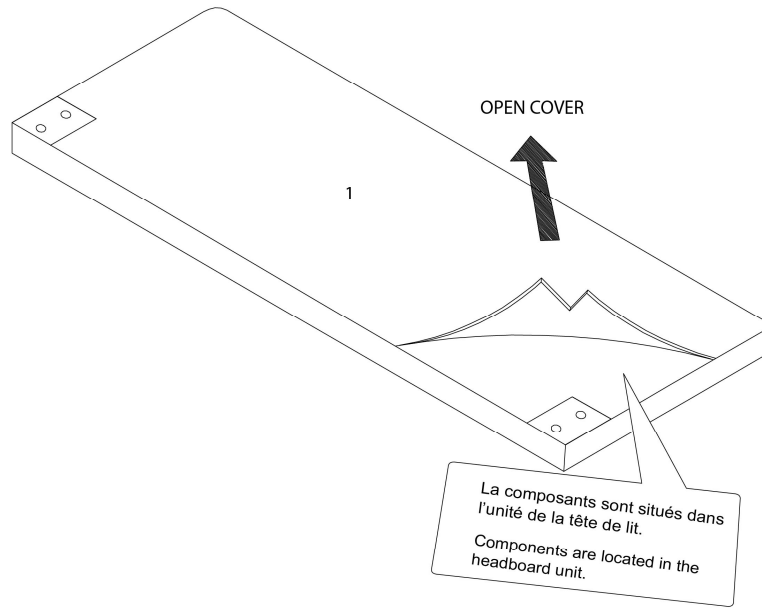
PIÈCE / PART #	IMAGE	DESCRIPTION	QTY / QTÉ
K		HEX KEY - M4 CLÉ HEXAGONALE - M4	1



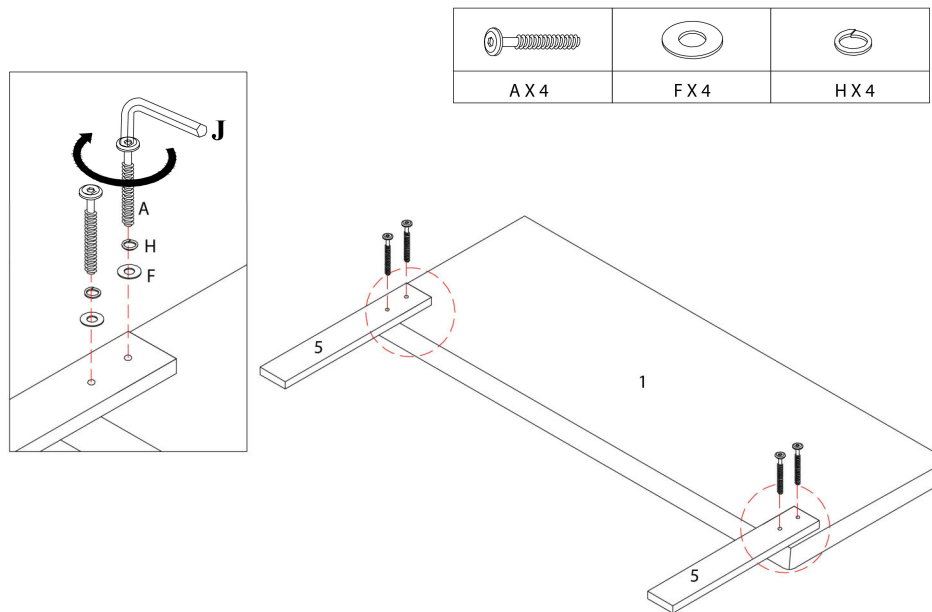
OUTIL DE VÉRIFICATION DE DIMENSIONS DES PIÈCES
HARDWARE DIMENSIONS VERIFICATION TOOL



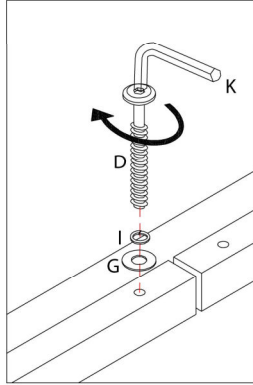
ÉTAPE / STEP 1






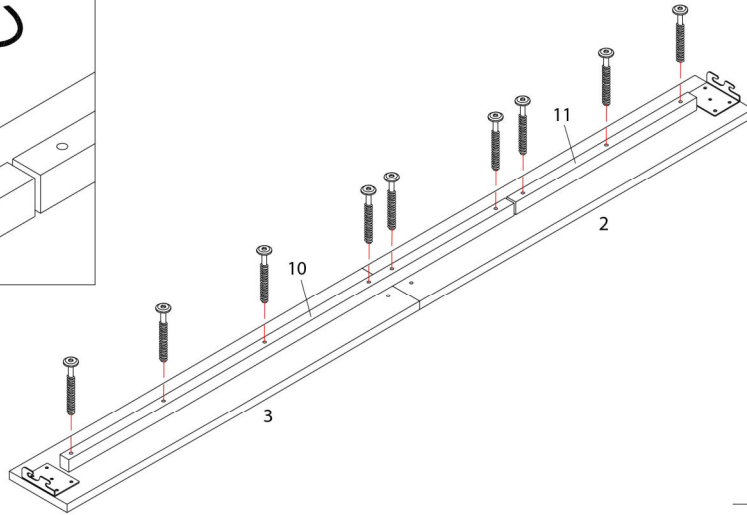
ÉTAPE / STEP 2



ÉTAPE / STEP 3

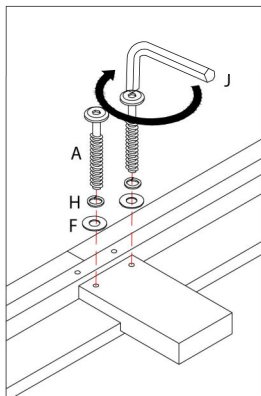





		
DX 18	GX 18	IX 18

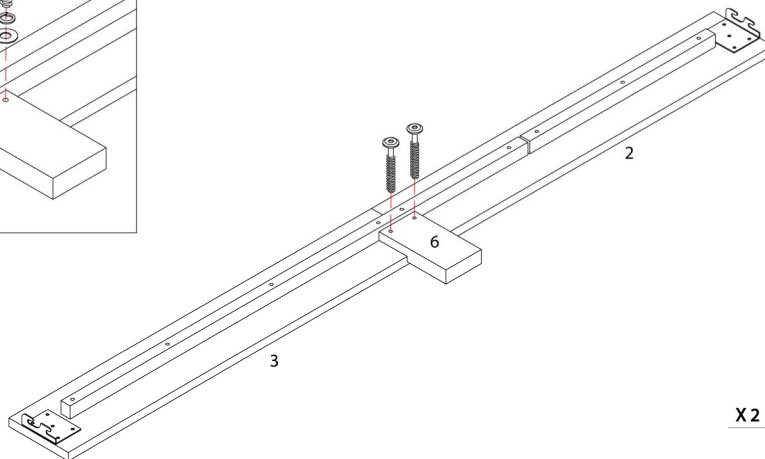


X2

ÉTAPE / STEP 4






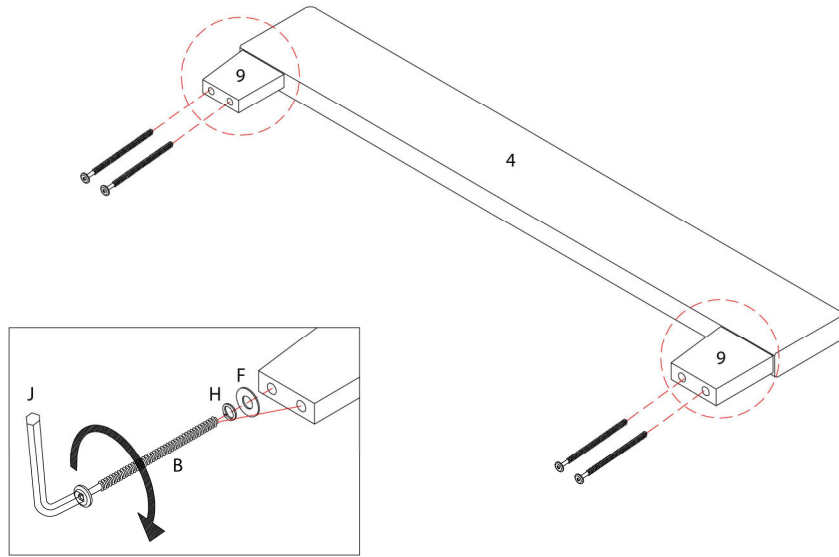
		
AX 4	FX 4	HX 4



X2

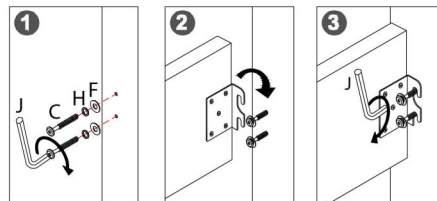
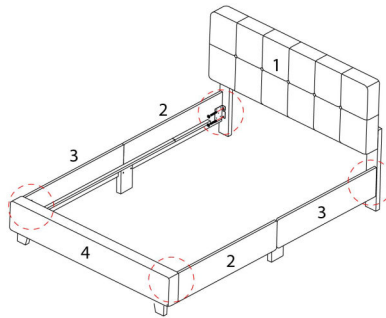
ÉTAPE / STEP 5

		
BX 4	FX 4	HX 4

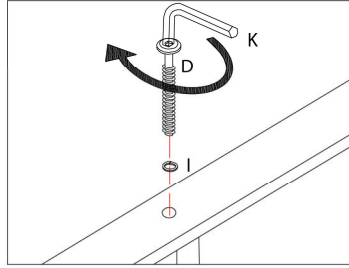




ÉTAPE / STEP 6

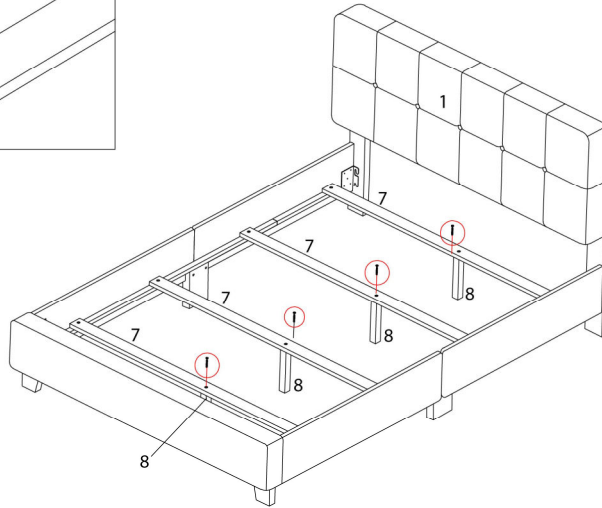
		
CX 8	FX 8	HX 8



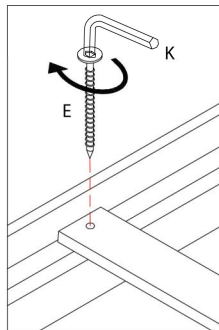
ÉTAPE / STEP 7




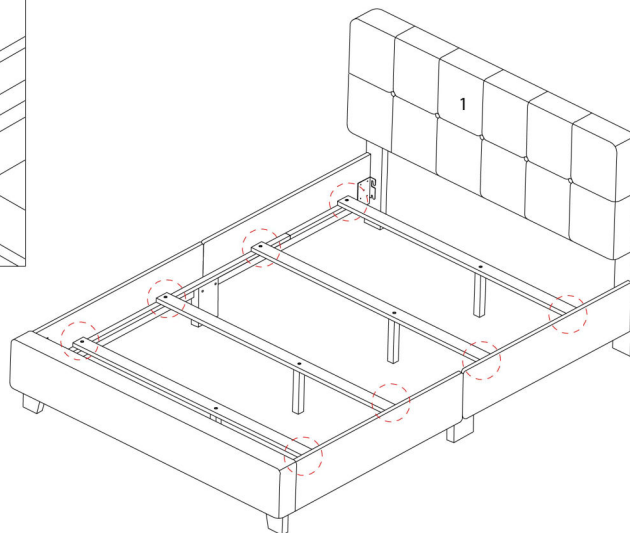
	
DX 4	IX 4



ÉTAPE / STEP 8




EX 8



ÉTAPE / STEP 9

